

Let it Glow

ACTIVITY BOOKLET

MARISSA MEYER & JOANNE LEVY

ABOUT THE BOOK

When Aviva Davis and Holly Martin meet at the holiday pageant tryouts for their local senior's center, they think they must be seeing double. While they both knew they were adopted, they had no idea they had a biological sibling, let alone an identical twin! The similarities are only skin deep, though, because while Aviva has a big personality and even bigger Broadway plans, Holly is more the quiet dreamer type who longs to become a famous author like her grandfather.

One thing the girls do have in common is their curiosity about how the other celebrates the holidays. What better way to discover the magic of the holidays than to experience them firsthand? The girls secretly trade lives, planning to stage a dramatic reveal to their families. Two virtual strangers swapping homes, holidays, and age-old traditions—what could possibly go wrong? Find out in this sweet as a sugarplum and satisfying as a latke middle-grade novel by Marissa Meyer, the #1 *New York Times* bestselling author of the Lunar Chronicles, and Joanne Levy, the award-winning author of *Sorry for Your Loss* and several other books for tweens.



Holiday Word Search

S	O	U	G	N	I	T	A	K	S	E	E	R	T
K	N	T	O	R	N	A	M	E	N	T	K	T	E
U	A	D	O	P	T	E	D	N	T	A	T	T	S
H	A	N	U	K	K	A	H	D	E	H	A	E	Y
G	S	Y	C	R	N	E	A	C	C	L	L	F	A
E	R	L	H	H	I	P	B	I	O	D	R	C	D
I	E	I	O	C	R	E	A	C	P	I	B	K	I
T	H	M	A	O	D	I	O	G	E	H	F	N	L
C	T	A	A	O	K	H	S	N	E	T	O	S	O
A	O	F	A	K	C	T	D	T	K	A	E	T	H
R	R	C	O	I	K	S	H	O	M	R	N	H	O
O	B	D	R	E	I	D	E	L	S	A	A	T	M
L	M	A	D	L	I	B	S	E	G	S	S	K	I
S	R	A	S	S	I	S	T	E	R	S	A	D	S


BROTHERS
CHOCOLATE
CAROLS
PHOTO
COOKIE
ADOPTED

ORNAMENT
MADLIBS
SISTERS
HANUKKAH
DREIDEL
TREE


LATKE
CHRISTMAS
SKATING
FRIENDS
FAMILY
PAGEANT
HOLIDAYS



Create The Perfect
Holiday Sweater!



Help Ariva find Holly!



The Story of Barnabubus

You will need at least two people to play. One person will be the story reader and, without divulging the story to the writers, will prompt for words to fill in the blanks below. Once all the blanks are filled in, the reader will read the story out loud.

Barnabus the Elf thought Christmas was overrated. Not only because he was sick of being paid in _____ or because Santa took all the credit when he and the other _____ worked so hard making all the _____ for Christmas gifts. Barnabus was also _____ because there were lots of other _____ holidays - but nobody ever talked about them in the North Pole. "Around here, it's just candy canes and _____ all year long! Barnabus grumbled. "What's so _____ about Christmas anyway? What about Hanukkah? _____ nights of miracles? Now that's impressive! " Barnabus saw himself as a revolutionary, a _____ fighting against holiday oppression. That's when he got an idea. "I'm going to _____ Christmas!" he declared. First, he swapped Santa's _____ with latkes when he wasn't looking. He hid behind a pile of _____ and watched as Santa came down for his _____ break. Santa took a big bite, and... "Ho...ho...holy _____ ! What is this? A latke?" Santa said. But then he _____ for a moment and cried, "It's delicious!" Barnabus was _____. His sabotage had backfired! Next, Barnabus replaced all the _____ intended for Christmas stockings with _____ dreidels. When Santa came to inspect the toy shop, he stared in shock at the dreidels. "Dreidels?" he said. "What a delightful _____ ! The children will love those!" Barnabus smacked his _____. His sabotage wasn't going well at all!

The Story of Barnabus (continued)

Desperate now, Barnabus plotted a final plan: replace the _____ Christmas tree with a/an _____ menorah, complete with eight massive _____. That night, Barnabus sneaked into the North Pole's main square and replaced the Christmas _____ with the huge menorah, its flames _____ against the snowy backdrop. "Ha! Take that, Christmas! It's Hanukkah time now!" The next morning, Santa strolled outside with his mug of _____, took one look at the menorah, and _____. "Oh, Barnabus! You shouldn't have!" Santa exclaimed, startling the elf out of his hiding place behind an inflatable _____. "Christmas can sometimes overshadow the other holidays. This is such a/an _____ way to remind everyone of Hanukkah, too. You're a _____, Barnabus. A true holiday revolutionary!" "Really...?" said Barnabus. "_____!" Santa said, with a twinkle in his _____. "It's high time the North Pole celebrated all kinds of holidays. Christmas, Hanukkah, Kwanzaa, even Festivus and _____! We'll make this the most inclusive _____ ever!" Barnabus was _____. He had tried to sabotage Christmas, but instead, he had created a multicultural holiday celebration. And if he had to admit it...maybe that wasn't such a bad thing after all.



Recipes to Try at Home

Recipe

(Marissa's) Grammy Sami's Deviled Eggs

This was my grandma's signature recipe that she made for every family gathering. Feel free to omit the vinegar or substitute pickle juice if you prefer.

Ingredients

12 hard-boiled eggs _____
1/2 cup mayo _____
2 tbsp. white vinegar or _____
apple cider vinegar _____
2 tbsp. sugar _____
1 tsp. dry mustard _____
dash of Worcestershire sauce _____
salt and pepper to taste _____
garnish: paprika and sliced green _____
or black olives _____

Instructions

1. Peel the eggs; cut in half; remove the yolks.
2. Combine the egg yolks with the rest of the _____
_____ ingredients.
3. Whip with a hand mixer until creamy.
4. Fill the egg halves with the yolk mixture.
5. Garnish with paprika and sliced olives.

Recipe

Classic Potato Latkes

Like Joanne's mom used to make.
Time: 45 minutes Yield: about 3 dozen

Ingredients

2 large Russet potatoes (about 1 _____
pound), scrubbed and cut _____
lengthwise into quarters _____
1 large onion (8 ounces), peeled _____
and cut into quarters _____
2 large eggs _____
 $\frac{1}{2}$ cup all-purpose flour _____
2 teaspoons coarse kosher salt _____
(or 1 teaspoon fine sea salt), _____
plus more for sprinkling _____

1 teaspoon baking powder _____
 $\frac{1}{2}$ teaspoon freshly ground black pepper _____
safflower or other oil, for frying _____

Instructions

1. Using a food processor with a coarse grating _____
disc or a box grater, grate the potatoes and _____
onion. Transfer the mixture to a clean dish _____
towel and wring out as much of the liquid _____
as possible. _____

Instructions

2. Place the mixture in a large bowl. Add the eggs, flour, salt, baking powder, and _____
pepper, and mix until the flour is absorbed. _____
3. Using a medium-size heavy-bottomed frying pan over medium-high heat, pour in about _____
 $\frac{1}{4}$ inch of oil. Once the oil is hot (a drop of batter placed in the pan should sizzle), _____
use a heaping tablespoon to drop the batter into the hot pan, cooking in batches. Use _____
a spatula to flatten and shape the drops into discs. After about 5 minutes, when the _____
edges of the latkes are brown and crispy, flip over. _____
4. Cook until the second side is deeply browned, about another 5 minutes. Transfer the _____
latkes to a plate lined with paper towels to drain and sprinkle with salt while still _____
warm. Repeat with the remaining batter. _____

We love serving latkes with sour cream or applesauce (or a combo) but you can get _____
creative with your favorite sweet and savory toppings. _____

Recipe

Sugar Cookies

Perfect for Christmas and Hanukkah baking!
Time: 1 hour, 30 minutes Yield: about 60 cookies

Ingredients

- 2 cups white sugar _____
- 1½ cups butter, softened _____
- 4 large eggs _____
- 1 teaspoon vanilla extract _____
- 5 cups all-purpose flour _____
- 2 teaspoons baking powder _____
- 1 teaspoon salt _____
- sprinkles and/or icing for decorating _____
- _____
- _____

Instructions

1. Beat sugar and softened butter together in a _____ large bowl with an electric mixer until smooth.
2. Beat in eggs and vanilla. _____
3. Stir in flour, baking powder, and salt. _____
4. Cover, and chill dough for at least 1 hour _____ (or overnight).
5. Preheat the oven to 400 degrees F (200 degrees C). Lightly dust a work surface _____ with flour. Roll out dough to ¼ to ½ inch _____ thickness.

Instructions

5. Cut into shapes with your favorite cookie cutter or use a glass to cut rounds if you don't _____ have shaped cutters. Place cookies 1 inch apart on ungreased baking sheets.
 6. Bake in the preheated oven until cookies are lightly browned, 6 to 8 minutes. _____
 7. Carefully transfer cookies to a wire rack and cool completely before decorating. _____
- Enjoy and share with people you love. _____
- _____
- _____
- _____
- _____
- _____
- _____

Book Club Guide

Discussion Questions

1. Aviva is outgoing and loves to perform while Holly would rather sit in her beanbag chair, reading or writing. Which of the twins do you identify with most? Why?
2. Do you have a favorite holiday activity? If so, what is it and why is it your favorite?
3. Aviva's grandmother refers to herself as a "Christmas tourist." If you could be a holiday tourist, what holiday would you want to visit and experience?
4. Were there any types of foods described in *Let It Glow* that you've never heard of? If so, research what they are. Do you think you would enjoy them?
5. Aviva and Holly are both eager to learn about their respective holidays and traditions. What did they learn about each other over the course of their swap? What did they learn about themselves?
6. Identical twins are often used in studies to help scientists determine the impact of nature versus nurture. Do you think the twins' different personalities are a result of nature, nurture, or both? Why?
7. In class, Holly's teacher says that protagonists in stories take action, rather than letting things happen to them. Do you agree with this statement? How do Holly and Aviva take action throughout the story?
8. Holly receives this writing assignment: "Write about a time when you faced a personal fear. How did you overcome it? What happened?" Talk about a time when you faced a personal fear.
9. Aviva questions how she fits into her family and her community. Have you ever felt like you didn't fit in? Why? How did it make you feel? What did you do about it, if anything?
10. What do you think was in the letter from the twins' biological mother? Why do you think the authors chose not to reveal the letter's contents in the book?
11. What do you think it means to "Let It Glow," both in regards to the book's title and the lyrics in the song?
12. What do you think are the main themes of *Let It Glow*?

Group Activities

- Create a new *Let It Glow* cover.
- Do a written or filmed book review! You can include details like:
 - What did you think of the book?
 - How did it make you feel?
- What was your favorite part of the book?
- Who was your favorite character?
- Create your own original holiday carol.
- Make a video book trailer.
- Write a story that includes your favorite holiday.





Let it Glow


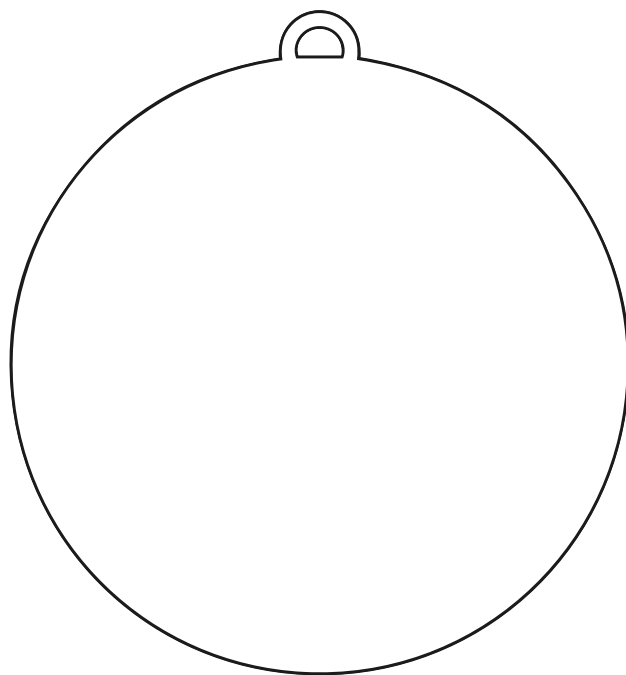

Sing along to the song!

Light the menorah in the window,
Burning bright for all to see.
Now that Hanukkah has arrived,
In the kitchen we will be . . .
Frying latkes while the dreidel whirls,
But it's not the only holiday for
these girls . . .
Deck the halls and pour eggnog,
Put the star up on the tree.
Light a fire with the yuletide log,
A burning symbol of warmth
and family.
The radio might be playing "Let It
Snow" . . .
But it's everyone's season to make
it glow!
Lights and candles they are
twinkling,
Shining brighter than the stars.
The menorah and the tree
Are both a part of who we are.
It's time for us to celebrate—
Hurry, sis! Let's not be late!
With warmth and love and lots
of snow—
It's time for us to let it glow.
Our traditions might be different—
We wouldn't change them if we could.
Jelly donuts and gingerbread,
They both taste oh so good!

So let's gather, me and you,
To share our customs old and new.
On every present tie a bow,
Break out the dreidels and
mistletoe—
It's time to let it glow!
The menorah is oh so bright,
And the tree lights up the night.
On both Hanukkah and
Christmas Day,
It's time for us to celebrate
With warmth and love and lots
of snow—
You and me, we'll let it glow.
'T is the season to honor both
our pasts
And shout it to the world, together
at long last.
Now we've found each other, we'll
never be apart.
We're so much more together, let
the celebration start!
It's time to let it glow—This is
who we are.
Together we will glow,
Shining brighter than the stars.
On both Hanukkah and Christmas
Day,
It's time for us to celebrate
With warmth and love and lots
of snow—
You and me, we'll let it glow.


Create your own ornaments!

Print and cut out the shapes below and add your own artistic magic to create unique ornaments. Don't forget the glitter!



Make Your Own Dreidel

Learn how to use your dreidel at www.myjewishlearning.com/article/how-to-play-dreidel



MAKE YOUR OWN DREIDEL


- 1. PRINT**
Print this page on cardstock or glue it to thin cardboard, like a cereal box.
- 2. COLOR**
Have fun coloring all the areas & shapes!
- 3. CUT**
-Cut along the outer edges of the shape shown as dashed lines.
-Cut an X across the small circle within the star.
-Cut out the rectangle above & save for later.
- 4. HANDLE**
Roll up the handle into a small tube. Stick the tube through the X cut in the hole on the top of the dreidel, this is your handle! You can secure it with tape on the reverse side if needed.
- 5. FOLD**
Fold along the thin black lines to create shape.
- 6. GLUE**
Glue or tape the flaps in place.
- 7. PLAY**
Go have fun!



©2024 Crayola. Serpentine Design®

Find everything imaginable at Crayola.com

Color Your Own Cover





Marissa Meyer is the #1 *New York Times* bestselling author of the *Renegades Trilogy*, the *Lunar Chronicles* series, the *Wires and Nerve* graphic novels, and *The Lunar Chronicles Coloring Book*. Her first stand-alone novel, *Heartless*, was also a #1 *New York Times* bestseller. Marissa created and hosts a podcast called *The Happy Writer*. She lives in Tacoma, Washington, with her husband and their two daughters.

Follow Marissa

Instagram: <https://www.instagram.com/marissameyerauthor/>

Facebook: <https://www.facebook.com/MarissaMeyerAuthor>

Newsletter: <https://marissameyer.substack.com/>

Website and blog: <http://www.marissameyer.com>

Fun Facts

- Favorite color: orange
- Favorite songs: For a tranquil mood, “*While My Guitar Gently Weeps*” by the Beatles; when it’s time to dance: “*September*” by Earth, Wind, and Fire
- Favorite holiday treat: eggnog
- Favorite childhood book: *Charlie and the Chocolate Factory*

Joanne Levy is the author of the award-winning *Sorry for Your Loss*, a book set in a funeral home, inspired by the one her dad manages. Her other books include *Bird Brain*, *Small Medium at Large*, *The Sun Will Come Out*, *Fish Out of Water*, and *All the Things We Found*. She can usually be found at her computer, either creating spreadsheets (sometimes just for fun) or channeling her younger self into books. Joanne lives in rural Ontario, Canada, with her husband and several pets, one of whom vomited during the writing of this bio.

Fun Facts

- Favorite color: purple
- Favorite song: “*Groove is in the Heart*” by Deee-Lite
- Favorite holiday treat: latkes (or anything chocolate)
- Favorite childhood books: *The Horse and His Boy* and *Anne of Green Gables*



Follow Joanne


Instagram: https://www.instagram.com/joanne_levy/

Facebook: <https://www.facebook.com/JoanneLevyAuthor>

Website and blog: <http://www.joannelevy.com>

Holiday Word Search

Key



Help Aviva find Holly!

Key

